

Heavy Duty RV Jack Pads

Parts List:

1. 8' of pressure treated 6x6
2. 8' of pressure treated 2x12
3. 4 quantity of 10" timber screws
4. 24 quantity of 3" deck screws
5. 2 quantity of galvanized gate handles
6. Gorilla polyurethane glue



Cut 6x6 into 24" lengths



Cut 2x12 into 24" lengths

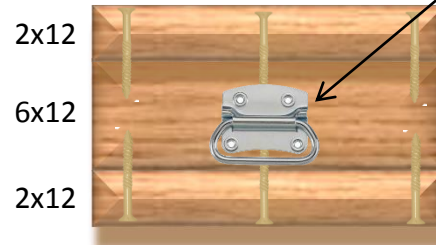


Stack 2 - 24" 6x6,
glue and fasten with 10"
timber screws.



Center and counter
sink screws.

Turn glued and screwed
6x12 section flat and
glue and screw 2x12 to
top and bottom with 3'
deck screws.



SIDE VIEW

Add folding gate
handle to one side
of each pad.



TOP & BOTTOM VIEW